STELLRAM



Materials Application

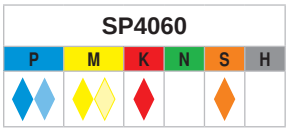

PVD

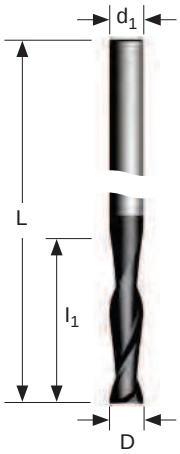

2 - Flute End Mill

Solid Carbide
General Purpose - Eng Milling

Metric Product		Dimensions (mm)								
EDP	**Item Description**	D	L	l_1	d_1	a_p max*	No. of Teeth	Helical Hole min - max		Trochoidal min
034169	**E 030NN2**	3,00	38,00	12,00	3,00	12,00	2	4,29	5,85	4,29
034170	**E 040NN2**	4,00	50,00	14,00	4,00	14,00	2	5,72	7,80	5,72
034171	**E 050NN2**	5,00	50,00	16,00	5,00	16,00	2	7,15	9,75	7,15
034172	**E 060NN2**	6,00	63,00	19,00	6,00	19,00	2	8,58	11,70	8,58
034173	**E 080NN2**	8,00	63,00	19,00	8,00	19,00	2	11,44	15,60	11,44
034174	**E 100NN2**	10,00	70,00	22,00	10,00	22,00	2	14,30	19,50	14,30
034175	**E 120NN2**	12,00	75,00	25,00	12,00	25,00	2	17,16	23,40	17,16
034176	**E 160NN2**	16,00	88,00	32,00	16,00	32,00	2	22,88	31,20	22,88
034177	**E 200NN2**	20,00	100,00	38,00	20,00	38,00	2	28,60	39,00	28,60

E_NN2 - Radial a_e and Axial a_p depth of cut range

Product	Dimensions (mm)						
Grade	Shoulder Milling						Slotting
	Roughing			Finishing			
	a_e%	a_p%	f_z	a_e%	a_p%	f_z	a_p%
SP4556	0,1 - 0,2 D	0,5 - 1,5 D	Mid - High	0,05 - 0,1D	0,5 - 1,5 D	Low - Mid	0,1 - 0,5 D

*** When using a_p max, a_e should not exceed 0,1 D**

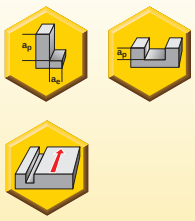

Slotting - Square Ended

Note: For ramping angle, helical a_p max. and trochoidal application details, refer to pages B88 - B89.

See pages B93 - B102 for EDP - Description - Previous Part Number Cross Reference charts.