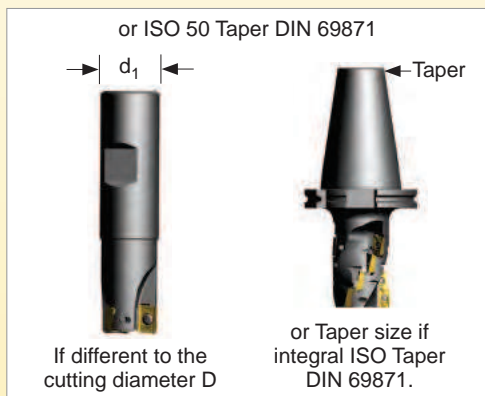


-	025	Z03	R	75	-	8	-
20 /	016	-	R	30	-	-	-
-	160	-	R	18/20	-	-	N
-	063	Z04	R	94	-	-	-
8	9	10	11	12	13	14	

8 Shank Diameter



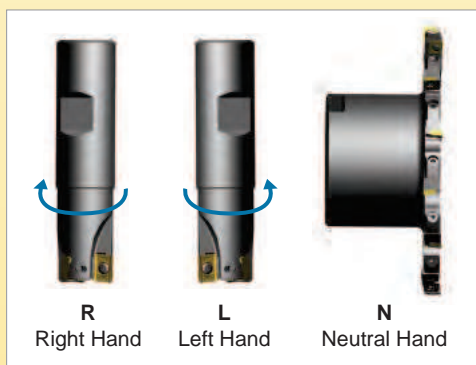
9 Cutting Diameter



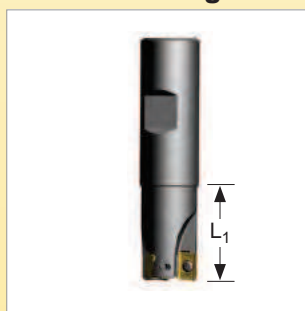
10 Teeth

Z = number of teeth

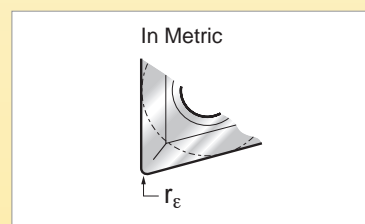
11 Position



12 Reach Length



13 Max. Insert Radius



14 Assembly

R = Right hand
L = Left hand
N = Neutral