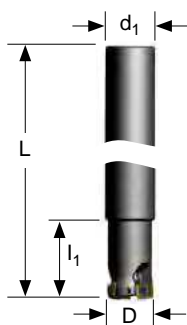
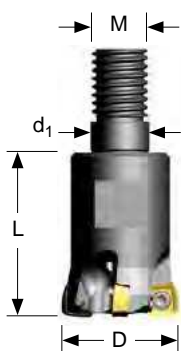




End Mills & Face Mills



Cylindrical Shank



Modular Head

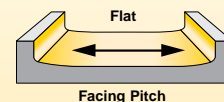
Product		Dimensions (mm)						Spares				
EDP	Item Description	D	L/H	l ₁	d ₁	a _p max	No. of Teeth	EDP		EDP		Screw Tightening Nm
7792VXP06 Cylindrical Shank												
031644	7792VXP06CA016Z2R140	16	188	25	16	0,90	2	031449	FP2506T	031452	TP7	1,00
031629	7792VXP06CA020Z3R154	20	204	32	20	0,90	3	031449	FP2506T	031452	TP7	1,00
031630	7792VXP06CA025Z4R154	25	210	40	25	0,90	4	031450	FP2507T	031452	TP7	1,00
031631	7792VXP06CA032Z5R190	32	250	40	32	0,90	5	031450	FP2507T	031452	TP7	1,00

Product		Dimensions (mm)						Spares				
EDP	Item Description	D	L/H	M	d ₁	a _p max	No. of Teeth	EDP		EDP		Screw Tightening Nm
7792VXP06 Modular Head - Medium and Fine Pitch												
031632	7792VXP06SA016Z2R25	16	25	M8	8,50	0,90	2	031449	FP2506T	031452	TP7	1,00
031633	7792VXP06SA020Z2R35	20	35	M10	10,50	0,90	2	031449	FP2506T	031452	TP7	1,00
031634	7792VXP06SA020Z3R35	20	35	M10	10,50	0,90	3	031449	FP2506T	031452	TP7	1,00
031636	7792VXP06SA025Z3R35	25	35	M12	12,50	0,90	3	031450	FP2507T	031452	TP7	1,00
031637	7792VXP06SA025Z4R35	25	35	M12	12,50	0,90	4	031450	FP2507T	031452	TP7	1,00
031638	7792VXP06SA032Z5R43	32	43	M16	17,00	0,90	5	031450	FP2507T	031452	TP7	1,00

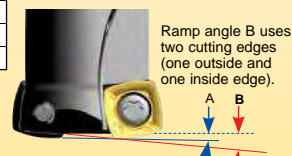
Note: For cylindrical shank extensions in high density alloy with through coolant refer to page A76.

7792VXP06 Technical Information (mm)

Product		Dimensions							
EDP	Item Description	Facing Pitch	Ramping Angle		Helical Hole min. - max.	a _p max Helical / Linear	a _e max Plunging	Max RPM	
			A °	B °					
031644	7792VXP06CA016Z2R140	7,60	5,94	8,03	22	30	0,60	3,00	65000
031629	7792VXP06CA020Z3R154	11,60	3,42	6,12	30	38	0,60	3,00	57000
031630	7792VXP06CA025Z4R154	16,60	2,23	4,24	40	48	0,60	3,00	49000
031631	7792VXP06CA032Z5R190	23,60	1,39	2,60	54	62	0,60	3,00	41500
031632	7792VXP06SA016Z2R25	7,60	5,94	8,03	22	30	0,60	3,00	65000
031633	7792VXP06SA020Z2R35	11,60	3,42	6,12	30	38	0,60	3,00	57000
031634	7792VXP06SA020Z3R35	11,60	3,42	6,12	30	38	0,60	3,00	57000
031636	7792VXP06SA025Z3R35	16,60	2,84	4,24	40	48	0,60	3,00	49000
031637	7792VXP06SA025Z4R35	16,60	2,23	4,24	40	48	0,60	3,00	49000
031638	7792VXP06SA032Z5R43	23,60	1,39	2,60	54	62	0,60	3,00	41500



Ramp angle A uses one outside cutting edge only.



A = max ramp angle utilising full face contact

B = max ramp angle utilising full contact + internal corner radius



Depth of Cut (a_p)