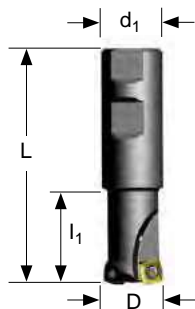
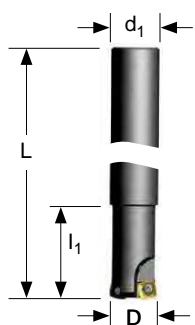




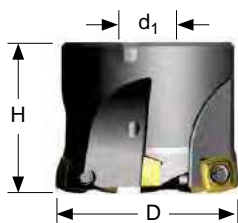
End Mills & Face Mills



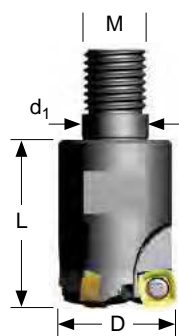
Weldon Shank



Cylindrical Shank



Shell Mill Fixation



Modular Head



Depth of Cut (ap)

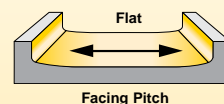
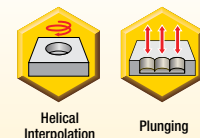
Product		Dimensions (mm)						Spares				
EDP	Item Description	D	L/H	l <sub>1</sub>	d <sub>1</sub>	a <sub>p</sub> max	No. of Teeth	EDP		EDP		Screw Tightening Nm
<b>7792VXD09 Weldon Shank</b>												
029461	7792VXD09WA025Z2R	25	96	40	25	1,50	2	015269	F3508T	015240	T15	2,10
029462	7792VXD09WA032Z3R	32	100	40	32	1,50	3	015064	F3510T	015240	T15	2,10
<b>7792VXD09 Cylindrical Shank</b>												
031191	7792VXD09CA025Z2R50	25	200	50	25	1,50	2	015064	F3510T	015240	T15	2,10
031192	7792VXD09CA032Z3R70	32	250	70	32	1,50	3	015064	F3510T	015240	T15	2,10
<b>7792VXD09 Shell Mill Fixation - Coarse, Medium and Fine Pitch</b>												
029463	7792VXD09-A040Z3R	40	32	-	16	1,50	3	015064	F3510T	015240	T15	2,10
029464	7792VXD09-A040Z4R	40	32	-	16	1,50	4	015064	F3510T	015240	T15	2,10
030434	7792VXD09-A040Z5R	40	32	-	16	1,50	5	015064	F3510T	015240	T15	2,10
030435	7792VXD09-A050Z5R	50	40	-	22	1,50	5	015064	F3510T	015240	T15	2,10
030436	7792VXD09-A050Z6R	50	40	-	22	1,50	6	015064	F3510T	015240	T15	2,10

Product		Dimensions (mm)						Spares				
EDP	Item Description	D	L/H	M	d <sub>1</sub>	a <sub>p</sub> max	No. of Teeth	EDP		EDP		Screw Tightening Nm
<b>7792VXD09 Modular Head</b>												
030613	7792VXD09SA025Z2R35	25	35	M12	12,50	1,50	2	015269	F3508T	015240	T15	2,10
030614	7792VXD09SA032Z3R43	32	43	M16	17,00	1,50	3	015064	F3510T	015240	T15	2,10

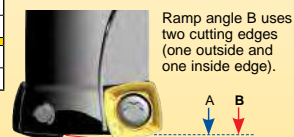
Note: For cylindrical shank extensions in high density alloy with through coolant refer to page A76.

**7792VXD09 Technical Information (mm)**

Product		Dimensions						
EDP	Item Description	Facing Pitch	Ramping Angle		Helical Hole min. - max.	a <sub>p</sub> max Helical / Linear	a <sub>g</sub> max Plunging	Max RPM
			A°	B°				
029461	7792VXD09WA025Z2R	11,75	2,80	6,30	34 48	1,00	6,00	48500
029462	7792VXD09WA032Z3R	18,75	1,50	5,00	48 62	1,00	6,00	40500
031191	7792VXD09CA025Z2R50	11,75	2,80	6,30	34 48	1,00	6,00	48500
031192	7792VXD09CA032Z3R70	18,75	1,50	5,00	48 62	1,00	6,00	40500
029463	7792VXD09-A040Z3R	26,75	0,80	2,70	64 78	1,00	6,00	34500
029464	7792VXD09-A040Z4R	26,75	0,80	2,70	64 78	1,00	6,00	34500
030434	7792VXD09-A040Z5R	26,75	0,80	2,70	64 78	1,00	6,00	34500
030435	7792VXD09-A050Z5R	36,75	0,71	2,31	84 98	1,00	6,00	30000
030436	7792VXD09-A050Z6R	36,75	0,71	2,31	84 98	1,00	6,00	29500
030613	7792VXD09SA025Z2R35	11,75	2,80	6,30	34 48	1,00	6,00	48500
030614	7792VXD09SA032Z3R43	18,75	1,50	5,00	48 62	1,00	6,00	40500



Ramp angle A uses one outside cutting edge only.



A = max ramp angle utilising full face contact

B = max ramp angle utilising full contact + internal corner radius